

Weekly Trading Activity

Market Summary

Traded Value (in BD)

2,177,948 ▲


Traded Volume

6,385,042 ▲

Number of Trades

285 ▲

Bahrain All Share Index (52 Week Daily Chart)



The above chart is indicative of the period from 13 January, 2021 to the period from 13 January, 2022

Open	Close	Change	52 Week High	52 Week Low
1,452.16	1,804.35	352.2 (24.25%)	1,804.35	1,447.55

This Week's Top 5's

Top By Value in BD (in Thousands)

Symbol	Value	Close	Change %
ALBH	993	0.814	1.75%
AUB	322	0.932	2.42%
GFH	243	0.345	-1.71%
APMTB	105	1.320	-0.38%
BATELCO	96	0.581	-0.51%

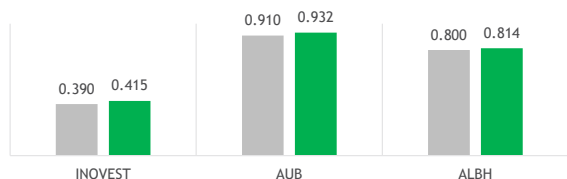
Top By Volume (in Thousands)

Symbol	Volume	Close	Change %
GFH	1,834	0.345	-1.71%
ALBH	1,229	0.814	1.75%
AUB	928	0.932	2.42%
SALAM	583	0.097	0.00%
BARKA	492	0.300	1.69%

Top By Number of Trades

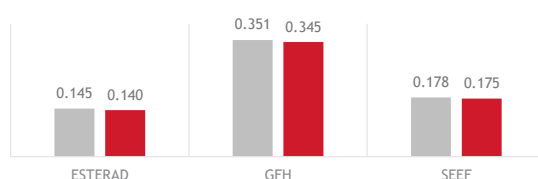
Symbol	Trades	Close	Change %
ALBH	66	0.814	1.75%
GFH	39	0.345	-1.71%
AUB	26	0.932	2.42%
BARKA	26	0.300	1.69%
BATELCO	17	0.581	-0.51%

Weekly Top Gainers



Symbol	Prev. Close	Close	Change
INOVEST	0.390	0.415	6.41%
AUB	0.910	0.932	2.42%
ALBH	0.800	0.814	1.75%

Weekly Top Losers



Symbol	Prev. Close	Close	Change
ESTERAD	0.145	0.140	-3.45%
GFH	0.351	0.345	-1.71%
SEEF	0.178	0.175	-1.69%

Bahrain Islamic Index (52 Week Daily Chart)



The above chart is indicative of the period from 13 January, 2021 to the period from 13 January, 2022

Open	Close	Change	52 Week High	52 Week Low
666.86	757.84	91.0 (13.64%)	764.10	610.58

Weekly Trading Activity

Sectoral Statistics

Sector	Previous Close	Close	Change %	Traded Value (BD)	Traded Volume	Number of Trades
BHB Materials	3,675.35	3,739.66	1.75% ▲	992,865.11	1,229,039	66
BHB Industrials	3,042.22	3,032.80	-0.31% ▼	105,327.20	79,500	13
BHB Consumer Discretionary	3,032.01	3,013.02	-0.63% ▼	28,804.39	72,727	6
BHB Consumer Staples	3,010.64	3,010.64	0.00% ▬	1,026.85	3,734	2
BHB Financials	6,361.79	6,426.23	1.01% ▲	899,638.85	4,467,752	160
BHB Communications Services	2,962.49	2,948.61	-0.47% ▼	132,161.47	425,334	25
BHB Real Estate	3,176.94	3,137.17	-1.25% ▼	18,124.00	106,956	13

Security Trading Statistics

Symbol	Previous Close	Close	Change %	Traded Value (BD)	Traded Volume	Number of Trades
ABC	USD 0.375	USD 0.375	0.00% ▬	8,482.50	60,000	1
ALBH	BHD 0.800	BHD 0.814	1.75% ▲	992,865.11	1,229,039	66
APMTB	BHD 1.325	BHD 1.320	-0.38% ▼	105,327.20	79,500	13
ARIG	USD 0.465	USD 0.465	0.00% ▬	531.88	3,034	1
AUB	USD 0.910	USD 0.932	2.42% ▲	322,187.29	928,495	26
BANADER	BHD 0.163	BHD 0.163	0.00% ▬	0.00	0	0
BARKA	USD 0.295	USD 0.300	1.69% ▲	55,508.76	491,957	26
BASREC	BHD 0.925	BHD 0.925	0.00% ▬	0.00	0	0
BATELCO	BHD 0.584	BHD 0.581	-0.51% ▼	95,621.47	164,334	17
BBK	BHD 0.530	BHD 0.525	-0.94% ▼	46,587.45	89,217	9
BCFC	BHD 0.495	BHD 0.490	-1.01% ▼	38,570.95	78,769	9
BFM	BHD 0.340	BHD 0.340	0.00% ▬	0.00	0	0
BISB	BHD 0.082	BHD 0.082	0.00% ▬	134.80	1,685	3
BKIC	BHD 0.430	BHD 0.430	0.00% ▬	4,570.94	10,637	2
BMB	BHD 0.043	BHD 0.043	0.00% ▬	0.00	0	0
BMMI	BHD 0.745	BHD 0.745	0.00% ▬	0.00	0	0
BMUSC	BHD 0.792	BHD 0.792	0.00% ▬	0.00	0	0
BNH	BHD 0.420	BHD 0.420	0.00% ▬	0.00	0	0
CINECO	BHD 0.515	BHD 0.515	0.00% ▬	0.00	0	0
CPARK	BHD 0.126	BHD 0.126	0.00% ▬	60.00	500	1
DUTYF	BHD 0.598	BHD 0.598	0.00% ▬	13,517.79	22,605	3
EBRIT	BHD 0.073	BHD 0.073	0.00% ▬	416.10	5,700	1
ESTERAD	BHD 0.145	BHD 0.140	-3.45% ▼	9,410.50	68,172	4
FAMILY	BHD 0.081	BHD 0.081	0.00% ▬	0.00	0	0
GFH	USD 0.351	USD 0.345	-1.71% ▼	243,303.89	1,833,846	39
GHG	BHD 0.310	BHD 0.305	-1.61% ▼	15,286.60	50,122	3
INOVEST	USD 0.390	USD 0.415	6.41% ▲	28,310.29	189,069	7
ITHMR	USD 0.066	USD 0.066	0.00% ▬	0.00	0	0
KHCB	BHD 0.063	BHD 0.063	0.00% ▬	0.00	0	0
NASS	BHD 0.035	BHD 0.035	0.00% ▬	0.00	0	0
NBB	BHD 0.660	BHD 0.665	0.76% ▲	85,292.04	128,984	16
NHOTEL	BHD 0.132	BHD 0.132	0.00% ▬	0.00	0	0
POLTRY	BHD 0.220	BHD 0.220	0.00% ▬	0.00	0	0
SALAM	BHD 0.097	BHD 0.097	0.00% ▬	56,586.70	583,368	16
SEEF	BHD 0.178	BHD 0.175	-1.69% ▼	17,647.90	100,756	11
SICO-C	BHD 0.155	BHD 0.155	0.00% ▬	0.00	0	0
SOLID	BHD 0.310	BHD 0.310	0.00% ▬	160.89	519	1
TAKAFUL	BHD 0.130	BHD 0.130	0.00% ▬	0.00	0	0
TRAFCO	BHD 0.275	BHD 0.275	0.00% ▬	1,026.85	3,734	2
UGH	BHD 1.240	BHD 1.240	0.00% ▬	0.00	0	0
UGIC	BHD 0.075	BHD 0.075	0.00% ▬	0.00	0	0
ZAINBH	BHD 0.140	BHD 0.140	0.00% ▬	36,540.00	261,000	8